



### PRODUCT FEATURES

- 2.1 VOC
- High gloss
- Excellent Distinction of Image (DOI)
- Great flow and leveling
- Resists chipping, cracking and peeling
- User Friendly
- Great for wheels, diamond plate, tool boxes and much more!

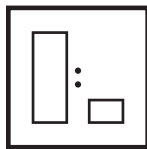
### DESCRIPTION

Axis Aluminum Clear 2.1 VOC is a high quality, direct to metal, urethane clear coat. It is designed to protect against oxidation, corrosion and salt spray with exceptional clarity and high gloss. With excellent flow and leveling, it is very user friendly and is quick to dry. It resists chipping, cracking and peeling. Great for refinishing aluminum wheels, diamond plate, tool boxes and much more!

### AVAILABILITY

Clear (Part A)		Unit	Per Case
ACL-3200-1	ALUMINUM CLEAR 2.1 VOC	Gallon	2
ACL-3200-4	ALUMINUM CLEAR 2.1 VOC	Quart	6
Activator (Part B)		Unit	Per Case
BCL-3201-4	ALUMINUM CLEAR 2.1-FAST	Quart	4
BCL-3201-6	ALUMINUM CLEAR 2.1-FAST	Half-Pint	6
BCL-3202-4	ALUMINUM CLEAR 2.1-MEDIUM	Quart	4
BCL-3202-6	ALUMINUM CLEAR 2.1-MEDIUM	Half-Pint	6
BCL-3203-4	ALUMINUM CLEAR 2.1-SLOW	Quart	4
BCL-3203-6	ALUMINUM CLEAR 2.1-SLOW	Half-Pint	6

### MIX RATIO 1:1



4 Parts A: Aluminum Clear 2.1 VOC  
1 Part B: Aluminum Clear 2.1 VOC Activator

### SURFACE PREPARATION



Previously coated surfaces must be stripped or scuffed with 400 grit sandpaper. Clean the scuffed or bare metal surface with generous amounts of AXIS water based Pre-Clean (ASC-PC-1), changing rags frequently. Allow the surface to dry completely before clear coating.

### COLD SHOP CONDITIONS

For maximum performance, vehicle should be kept above 70°F. Temperatures below 60°F will severely retard dry times and through cure.

---

## COLD SHOP CONDITIONS

---

For maximum performance, vehicle should be kept above 70°F. Temperatures below 60°F will severely retard dry times and through cure.

---

## SPRAY GUN SETUP

---



Follow the spray gun manufacturers recommendation for proper setup.

---

## APPLICATION

---

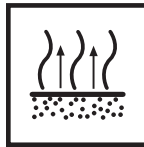



Apply 2-3 full wet coats from a distance of 6 to 8 inches. A wet on wet "limited flash" application can be used allowing 5 to 15 minutes between coats.

---

## DRY TIMES AT 70°F

---



Pot Life:	4 Hours
Flash:	15-20 Minutes (until hand slick)
Dust Free Time:	15 Minutes
Print Free Time:	8-12 Hours
Sand and Buff:	Overnight

---

## FORCE DRY

---



Flash for 10 minutes then bake at 140° F for 30 minutes. Allow surface to cool to room temperature before sanding and buffing. Do not use Fast (BCL-3201) activator when force drying.

---

## TECHNICAL DATA

---

Weight Solids:	31.1-31.4%
Sprayable Viscosity:	13-15" #2 Zahn
EPA VOC (RTS):	≤ 1.12 lbs/gal
Actual VOC (RTS):	≤ 0.38 lbs/gal
Dry Film Build:	1.2-1.5 mils per coat
Gloss Units 60/20:	90+GU /80+GU
Theoretical Coverage:	466.72 sq ft @ 1 mil
Flash Point:	1° F

---

## GENERAL INFORMATION

---

- Always consider the following when choosing an activator: the size of the vehicle (is it a bus or a fender?), the temperature, humidity and air movement.
- Do not combine slow reducers with fast activators; this combination may cause solvent pop.

---

## EQUIPMENT CLEANING

---

Clean equipment with an appropriate solvent. Refer to applicable Air Quality Management District requirements for proper use of equipment and solvents.

---

## PRODUCT SAFETY INFORMATION

---



Before using any Axis product, be sure to read all safety directions and warnings. Wear properly fitted air purifying respirator, eye protection, gloves, and protective clothing during application and until all vapors

and spray mists are exhausted. When mixed, also contains Isocyanate. Do not permit anyone without protection in the painting area. FOR USE ONLY BY TRAINED PROFESSIONALS. Not for sale to or use by the general public. For more information CONSULT SAFETY DATA SHEET.

---

## OTHER INFORMATION

---

Moisture and humidity adversely affects clear coat products. Equipment should be clean and dry before use. Close containers immediately after use. Keep containers tightly sealed.