



TECHNICAL DATA SHEET

WHITE BASE COAT
BCW-1/BCW-4


Description

White Base Coat is a White Base which is also used as the white tint for DBC and DBU basecoat systems.



Use suitable respiratory protection

Axis recommends to use fresh air supply respirator
Shake well before mixing



1 White Base Coat
1 Urethane Grade Reducer (Fast, Medium, Slow or Ex-Slow)



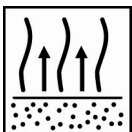
Gravity spray gun set-up:
1.3 - 1.4 mm

Application pressure:
8-10 PSI at air cap

Check gun manufacturer specification



2 - 3 coats



Between coats:

5 minutes



10 - 15 Minutes (air dry) Dry to sand time

10 - 15 Minutes Time to recoat with basecoat

25 - 30 Minutes Time of topcoat with clearcoat

Read complete TDS for detailed product information

MANUFACTURED FOR / FABRICADO PARA:



TECHNICAL DATA SHEET
WHITE BASE COAT
BCW-1/BCW-4

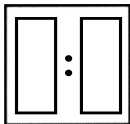
DESCRIPTION:

White Base Coat is a White Base which is also used as the white tint for DBC and DBU basecoat systems.

Product and additives

- Product:** - White Base Coat (BCW-1/BCW-4)
- Reducers:** - Urethane Grade Reducer (Fast, Medium, Slow, or Ex-Slow)
reduces 1:1 (100%) with the Urethane Grade reducers.

Mix Ratio



- 1 White Base Coat (BCW-1/BCW-4)
1 Urethane Grade Reducer (Fast, Medium, Slow,
or Ex-Slow)

Instructions & Application

Agitate thoroughly before use. Use according to paint manufacturers' mixing recommendations.
Reseal after each use. **White Base Coat** should be placed on a mixing machine.
Apply product according to paint manufacturers' recommendations.

Technical Data

Flash Time between coats	5 minutes
Dust Free Time	5 minutes
Tack Free Time	5 minutes
Spray to coverage	2-3 coats
Dry to sand time (air dry)	10-15 minutes
Time to recoat with basecoat	10-15 minutes
Time to topcoat with clearcoat	25-30 minutes
Gun Set-up	1.3mm-1.4mm fluid tip
Air Pressure @ Gun	8-10 psi

VOC / Regulatory information

Notice: Do not handle until the Safety Data Sheets have been read and understood. Regulations require that all employees be trained on Safety Data Sheets for all chemicals with which they come in contact. The manufacturer recommends the use of an air-supplied respirator when exposed to vapors or spray mist.

HEALTH & SAFETY

See Safety Data Sheet and labels for additional safety information and handling instructions.

- The contents of this package may have to be blended with other components before the product can be used. Before opening the packages, be sure you understand the warning messages on the labels and SDSs of all component, since the mixture will have the hazards of all its parts.
- Improper handling and use, for example, poor spray technique, inadequate engineering controls, and or lack of Personal Protective Equipment (PPE), may result in hazardous conditions or injury.
- Follow spray equipment manufacturer's instructions to prevent personal injury or fire.
- Provide adequate ventilation for health and fire hazard control.
- Follow company, product SDS and respirator manufacturer's recommendations for selection and proper use of respiratory protection. Be sure employees are adequately trained on the safe use of respirators per company and regulatory requirements.
- Wear appropriate PPE such as eye and skin protection. In the event of injury, see first aid procedures on SDS.
- Always observe all applicable precautions and follow good safety and hygiene practice.

Revision Date: May 22 2019

MANUFACTURED FOR / FABRICADO PARA:

Axis™ - Liberty Bell Equipment Corp. 810 N. Jefferson Ave. St. Louis, MO 63106 Phone/Teléfono (888) 646-1400 www.axiscoatings.com